

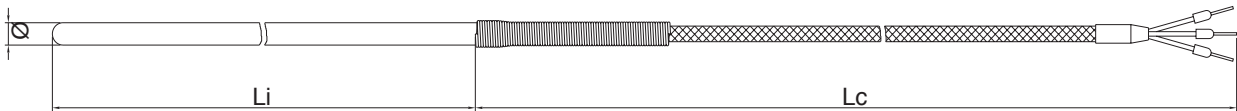


Main features

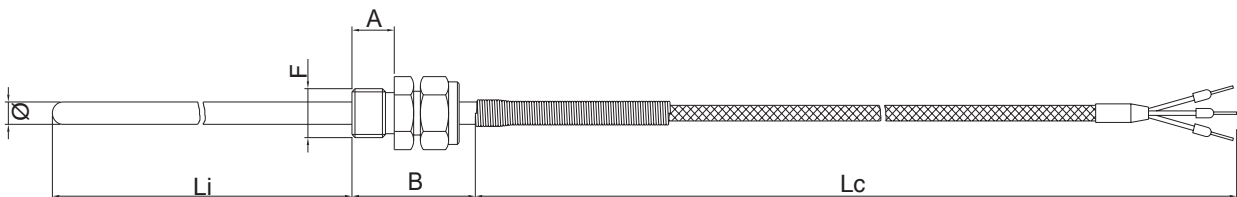
- Temperature limits: - 40 ... + 250° C
(see table for type of extension cable used)
- Tolerance: UNI 7937, IEC 751 standards:
 - ± 0.15° C a 0° C for class A (1/2 DIN)
 - ± 0.30° C a 0° C for class B (1 DIN)
- PT100 at 0°C sensor
- Application versatility

MODELS

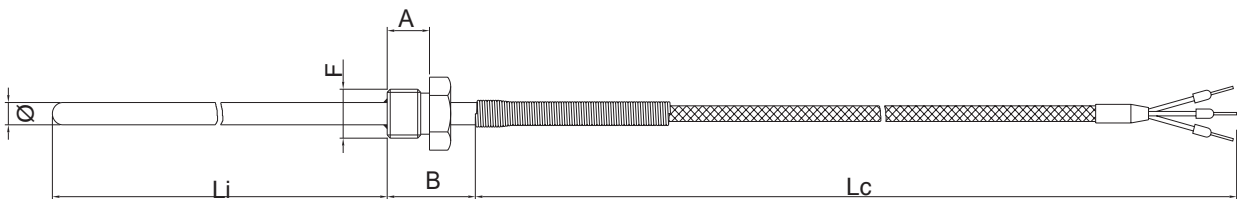
TR1 A: without fitting



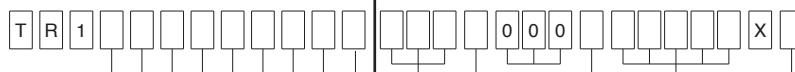
TR1 B: with adjustable compression fitting



TR1 C: with welded fitting



ORDER CODE



CODE

| Model | |
|-------------------------------------|---|
| Without fitting | A |
| With adjustable compression fitting | B |
| With welded fitting | C |

| Element + Nr. of Wires | |
|------------------------|---|
| Single 2 wires | 1 |
| Single 3 wires | 2 |
| Double 2 wires | 3 |
| Single 4 wires | 5 |

| Precision Class | |
|-------------------------|---|
| Pt100 class A (1/2 DIN) | A |
| Pt100 class B (1 DIN) | B |

| Cable (DIN standards) | |
|-----------------------|-------|
| PVC | 1 |
| GSC | 2 |
| Screened GSC | 3 (*) |
| TTS | 5 |
| TES | 6 |

(*) Not available with dual element 2/3 wire (3)
Not available with single-element 4-wire (5)

| Sheath Material | |
|------------------|---|
| SYTAINLESS STEEL | A |

| Sheath Diameter (mm) | |
|----------------------|-----|
| 3 | E * |
| 4 | F * |
| 5 | H |
| 6 | I |
| 8 | J |

(*) Not available with double element

| Connection Thread * | | |
|---------------------|-----------|---|
| 1/8" GAS | "A"= 10mm | A |
| 1/4" GAS | "A"= 12mm | B |
| 3/8" GAS | "A"= 15mm | C |
| 1/2" GAS | "A"= 15mm | D |
| 1/8" NPT | | G |
| 1/4" NPT | | H |
| 3/8" NPT | | I |
| 1/2" NPT | | J |

(*) To be shown for B and C models only

| Connection Material * | |
|----------------------------|-----|
| Nickel-Plated Brass | 1** |
| 300 Series Stainless Steel | 2 |

(*) To be shown for B and C models only

(**) Available for TR1B only

| Sheath Tip | |
|------------|---|
| Drilled | F |
| No Drilled | 0 |

Certificates

| | |
|---|-------------------|
| A | Conformity Report |
|---|-------------------|

LENGTHS AND ACCESSORIES

Li = Immersion Length (mm)

Standard length from 50 to 1000mm with 50mm step

Armoured Sheathing

| | |
|-----|---------------------------|
| G * | Stainless Steel Sheathing |
|-----|---------------------------|

(*) Not available with Screened GSC cable

Connectors

| | |
|---|------------------------|
| A | Standard male |
| B | Standard male + female |
| C | Standard male + panel |

Lc = Cable length (dm)

Standard length from 5 to 100dm with 5dm step

Availability of Mount/Sheathing diameter

| MOUNT (F) | TR1B | | TR1C | |
|-----------|--------|--------|--------|--------|
| | A (mm) | B (mm) | A (mm) | B (mm) |
| G 1/8 | 10 | 35 | 10 | 20 |
| G 1/4 | 12 | 35 | 12 | 25 |
| G 3/8 | 15 | 40 | 15 | 30 |
| G 1/2 | 15 | 40 | 15 | 30 |
| 1/8 NPT | 11 | 35 | 11 | 25 |
| 1/4 NPT | 16 | 40 | 16 | 30 |
| 3/8 NPT | 16 | 40 | 16 | 30 |
| 1/2 NPT | 20 | 45 | 20 | 35 |

| | ø3 | ø4 | ø5 | ø6 | ø8 |
|---------|----|----|----|----|----|
| G 1/8 | x | x | x | x | - |
| G 1/4 | x | x | x | x | x |
| G 3/8 | x | x | x | x | x |
| G 1/2 | - | - | x | x | x |
| 1/8 NPT | x | x | x | x | - |
| 1/4 NPT | x | x | x | x | x |
| 3/8 NPT | x | x | x | x | x |
| 1/2 NPT | - | - | x | x | x |

GEFRAN spa reserves the right to make any kind of design or functional modification at any moment without prior notice